



KONICA MINOLTA

# AeroDR

PORTABLE SOLUTION

Konica Minolta's new portable upgrade kit efficiently turns your current portable x-ray system into a digital wireless solution.

Lightweight and cable free operation of the Aero DR wireless digital flat panel detector system allows for easy patient and image detector positioning while reducing patient discomfort and stress during portable procedures. The Aero DR portable imaging console allows for the ability to QC the X-ray to determine if re-exposure is needed prior to leaving the patients side. The built in Aero DR roaming feature allows any Aero DR panel to be shared between portable use and also use in other general radiography rooms. The design of the Aero DR also makes it ideal for use in surgery and operating room environments.

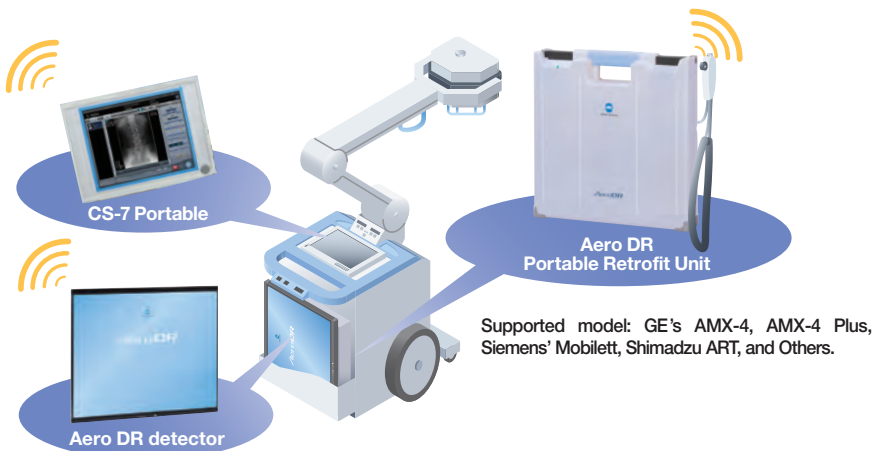


### What is the Aero DR Portable Retrofit Unit?

The Aero DR Portable Retrofit system has been designed to quickly, easily and inexpensively turn your current portable X-ray unit into a digital wireless solution. This unit has a very small footprint (15.5 x 15.5 x 3 inches) and is small enough to be installed and stored inside the cassette storage bin. It is completely self contained and includes two long life batteries for self powering operation.

### Control Station CS-7 Portable

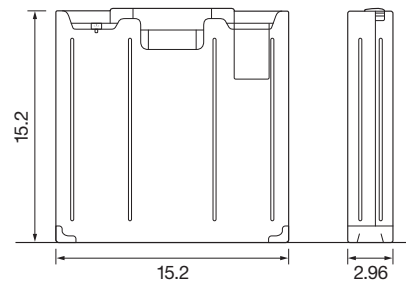
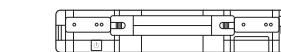
The CS-7 portable control station features the same powerful yet easy to use imaging software environment as found on the CS-7 control station used in general radiography rooms. This common user interface delivers a familiar tool that ensures the same outstanding image quality and usability regardless of imaging application. Image preview is delivered in less than 3 seconds and can be viewed prior to leaving the patient's side. The CS-7 portable controller can be mounted onto supported portable units using the supplied custom mounting hardware.



## Aero DR Portable Retrofit Unit

Weight	6.3 kg (13.9 lbs)
Operating Time	11 hours (Time of initiating the use)
Charging Time Empty to Full	Less than 10 hours
Image Display Speed	Preview display speed: less than 3 sec.
Cycle Time	Less than 17 sec.

## Outer Dimensions



Unit: in 1/11 scaled

## Control Station CS-7 Portable

Operating System	Windows®7 Professional (32bit) SP1
CPU	Core™ i5-2520M vPro™ Processor 2.50GHz
Memory	4GB
Weight	Approx. 1.49kg (x1 battery) (3.3 lbs)
User Interface	Multi touch
Operating Time	Approx. 7 hours (x1 battery) Approx. 14.5 hours (x2 battery)
Charging Time Empty To Full	Approx. 2.5 hours off, 3 hours on (x1 battery) Approx. 3 hours off, 4 hours on (x2 battery)
Software Features	Image processing, Image output, Portable application and other major CS-7 functions.



## Aero DR System 14 x 17in Detector Specifications

Type	Portable flat panel detector based on amorphous silicon (a-Si)
Scintillator	CsI (Cesium Iodine)
Detector External Size	15.126 x 18.118 x 0.626in. equivalent to standard 14 x 17" cassette
Weight	2.8 kg (6.2 lbs)
Pixel Pitch	0.175 mm
Image Field Size	~ 14 x 17"
WLAN Standard	WLAN standard IEEE 802.11a
Dynamic Range	Quadruple digits
Image Previews	3 seconds
Battery Charging Time Empty To Full	30 minutes with docking station charger
Battery Operating Time	5.5 hours/200 images Under conditions that the interval between studies is five minutes and three images are captured in each study.
Battery Expected Lifetime	6 years (50,000 charge/discharge cycles)



KONICA MINOLTA

KONICA MINOLTA MEDICAL IMAGING USA, INC.  
411 NEWARK POMPTON TURNPIKE  
WAYNE, NJ 07470  
TEL: (973) 633-1500 FAX: (973) 523-7408  
WEBSITE: [medical.konicaminolta.us](http://medical.konicaminolta.us)